



Index.

1. Description	02
2. <i>Adportas MessageKall</i> architecture	02
3. <i>Adportas MessageKall</i> features	03
3.1 Main features	
3.2 Specific features	
4. Main functionalities	04
4.1 Audio paging between IP phones	
4.2 Audio paging to speakers	
4.3 Audio paging between branch offices	
4.4 Text paging	
5. Administration web interface	08
Requirements	09

1. Description.

Adportas MessageKall is an IP paging solution designed to emit multicast audio and text messages for the *Cisco VoIP* environment. Messages can be emitted from *IP* telephones and *IP* or analog speaker networks. Message distribution can be live or using preconfigured messages. *Adportas MessageKall* integrates transparently with *Cisco* telephony infrastructure.

Text and audio messages can be created, modified or programmed with flexible distribution from the administration portal, dividing these by zone, predefined schedules and days of the week, among others.

Integration with *IP* speakers (*) permits using speaker groups to configure independent paging zones, as well as the configuration of group combinations comprised of *IP* speakers and phones, allowing complete flexibility to modify, manage or eliminate paging groups from the administration web portal.

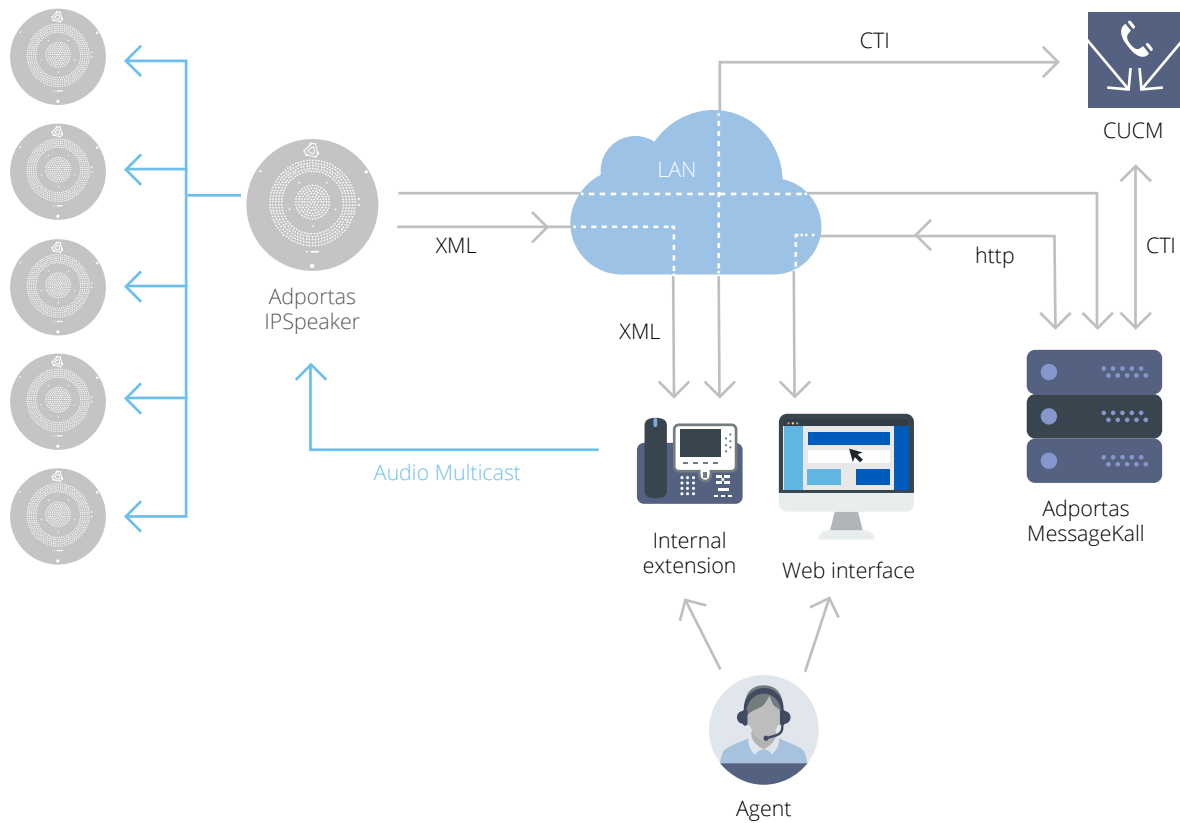
Adportas MessageKall is ideal for high public traffic environments such as hospitals, universities or industries.

Adportas MessageKall integrates transparently with analog amplification networks using an analog/*IP* audio signal conversor (**).

* Optionally, *Adportas IP Speakers* can be integrated

** *Adportas IPAC audio conversor* can be optionally integrated.

2. Adportas MessageKall architecture.



Paging between telephones is only available for *Cisco IP* solutions.

3. Adportas Messagekall features.

3.1 Main features.

- Sends text messages to individuals or groups (*VoIP* terminals).
- Live or prerecorded voice paging support for all *Cisco IP* telephones with this feature.
- *Cisco Jabber* and *Cisco Softphones* support.
- Voice paging by dialing extensions or over *XML* service.
- Text paging over web interface.
- Scheduled prerecorded audio paging.
- Automatic conference support.

3.2 Specific features.

• Create paging groups.

Groups can be configured dynamically and with no quantity restriction.

Groups can be comprised of *IP* phones, *IP* speakers, *IP* audio gateways and any combinations between these (different *VoIP* endpoints).

A *VoIP* terminal can be part of several paging groups.

Unlike analog paging, groups do not depend on cabling configurations, and can be modified anytime.

• Message priorities.

Priorities can be defined when transmitting messages, with emergency messages having highest priority. Priority levels are defined by the user.

• User management.

Define which users have paging privileges and the type of message they can send. User restrictions for emergency messages.

• Selective communication.

Organize telephone groups and speaker areas to receive different messages. Dynamic creation of paging zones.

• Timed chimes.

Send periodical chimes, using audios of your choice.

• Corporate messages.

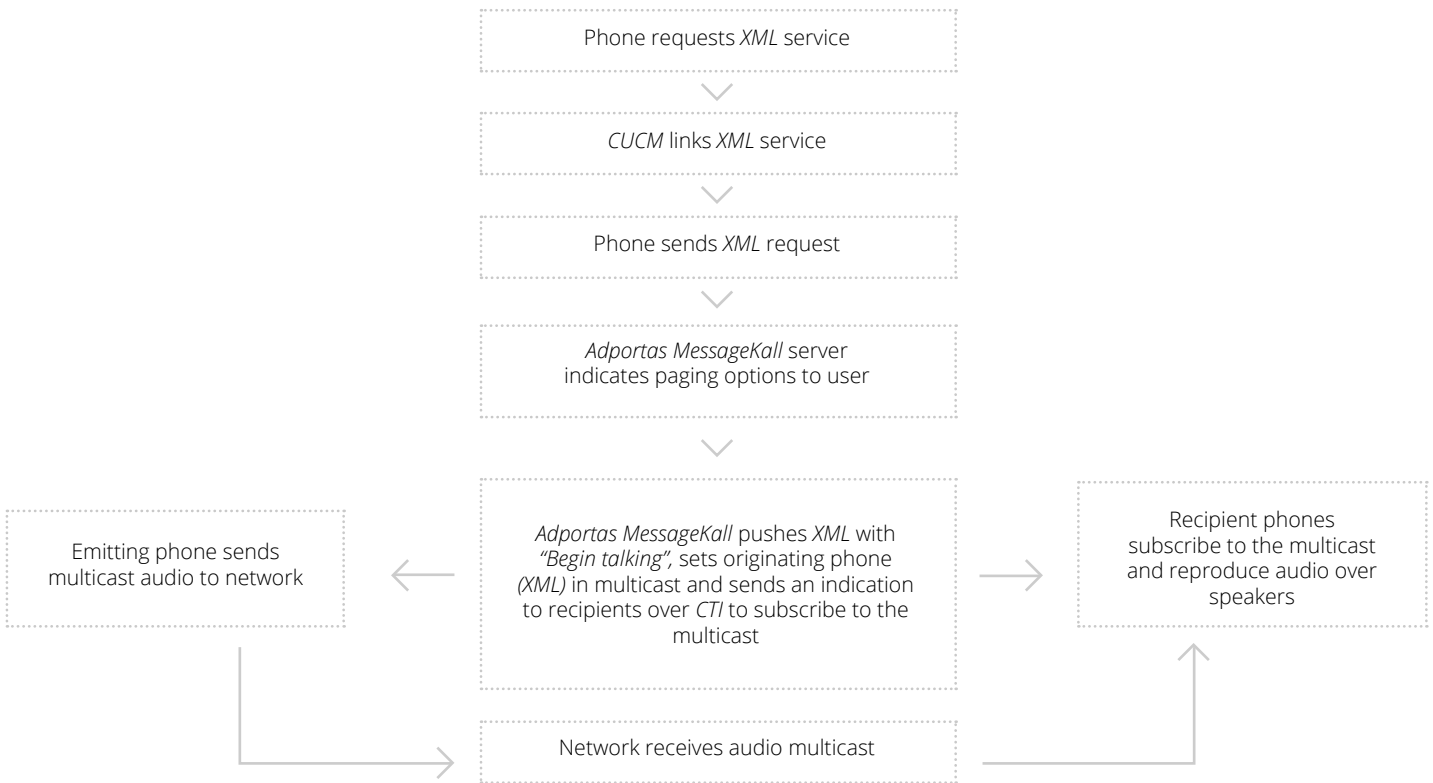
Enables user profiling for differentiated privileges, allowing these to page only to their respective zones.

4. Main functionalities.

4.1 Audio paging between IP telephones.

Adportas MessageKall allows audio paging between IP telephones for paging groups or subgroups and can be configured from the administration web portal. Using an XML service, the emitting phone sends a paging petition to the *Adportas MessageKall* server which in turn invites recipient phones over CTI to subscribe to the multicast and receive a message.

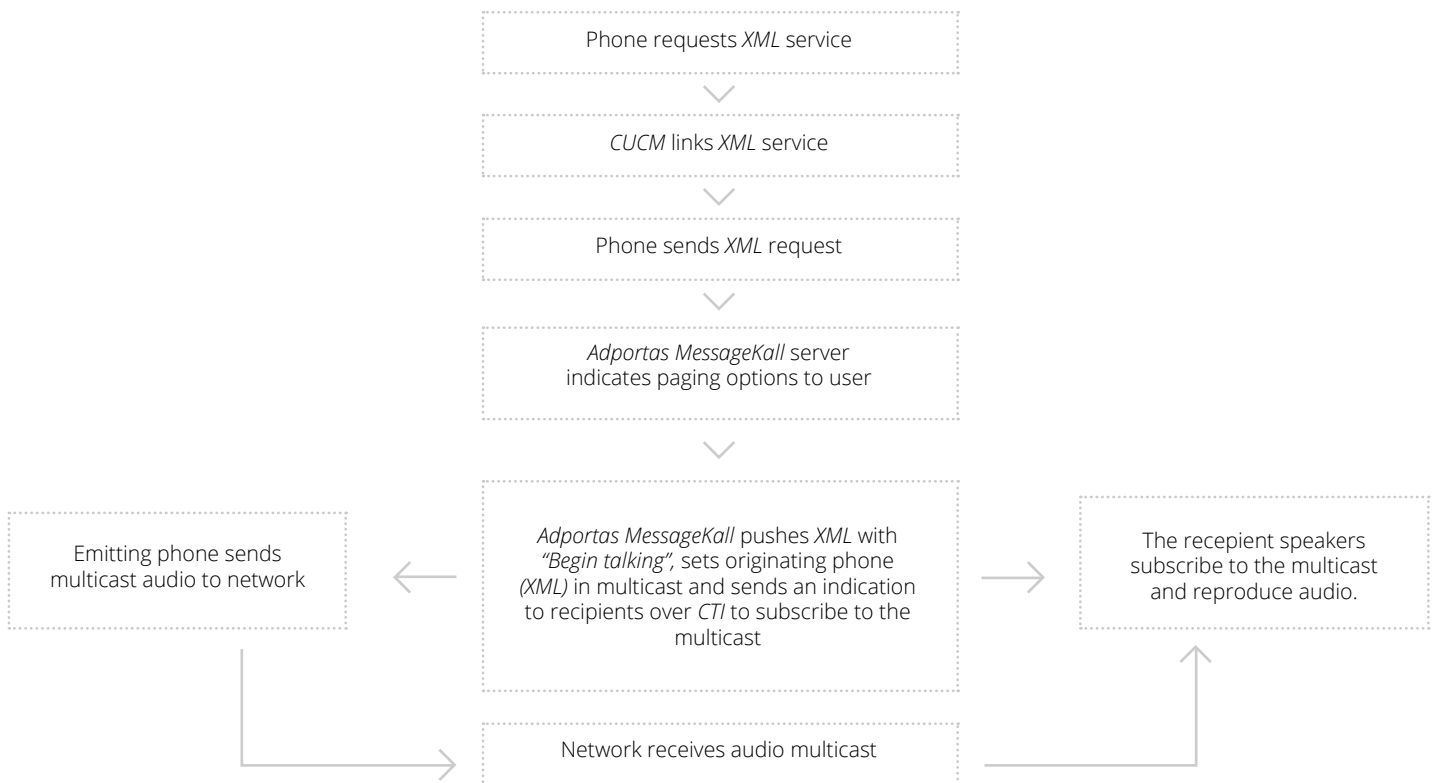
Multicast audio emission scheme between phones:



4.2 Audio paging to speakers.

IP speakers can be configured as endpoints for the *Adportas MessageKall* paging server, where speaker groups can conform paging zones with several speakers emitting audio messages simultaneously, as well as forming groups with combinations of ceiling speakers (*Adportas VoIP Series 1 Speaker* optional) and IP telephones, which will emit audio messages jointly by using the paging group to which they belong.

Scheme for multicast audio message emission to IP phones:



4.3 Audio paging between branch offices.

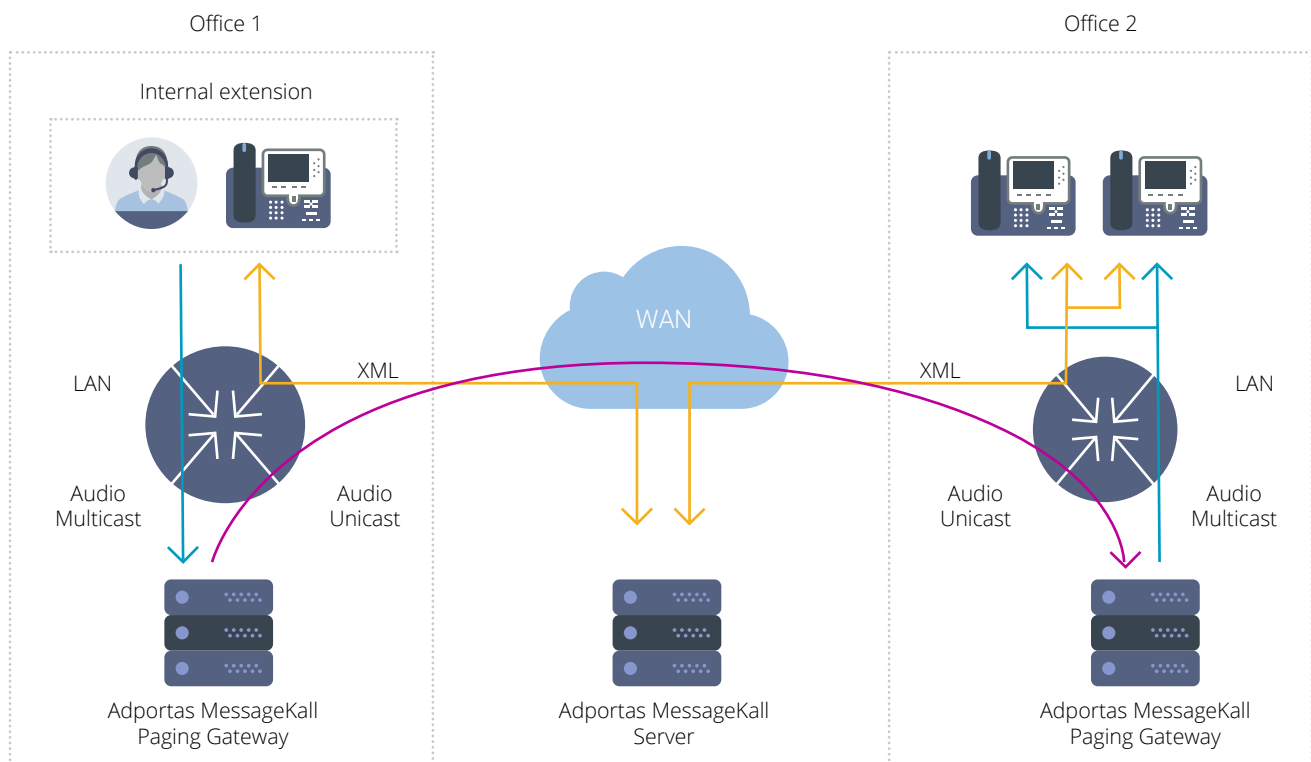
- **Paging distribution between branch offices (LAN--WAN--LAN)**

Adportas MessageKall can send text and audio paging between *Cisco IP* phones, *IP* speakers and *IP* audio gateways. In audio paging, *Adportas MessageKall* sends the desired audio for multicast within the same *LAN* of the emitting *IP* phone. This multicast is then circumscribed to the *LAN* with no possibility of accessing the *WAN* due to infrastructure restrictions. When an audio message is to be sent from an *IP* phone within a *LAN* to a phone group in a *WAN*-access network, the *Adportas Paging Gateway* is required, since it is able to receive the original page from the emitting external *LAN* phone as a unicast and then distribute it as a multicast to the recipient *LAN*.

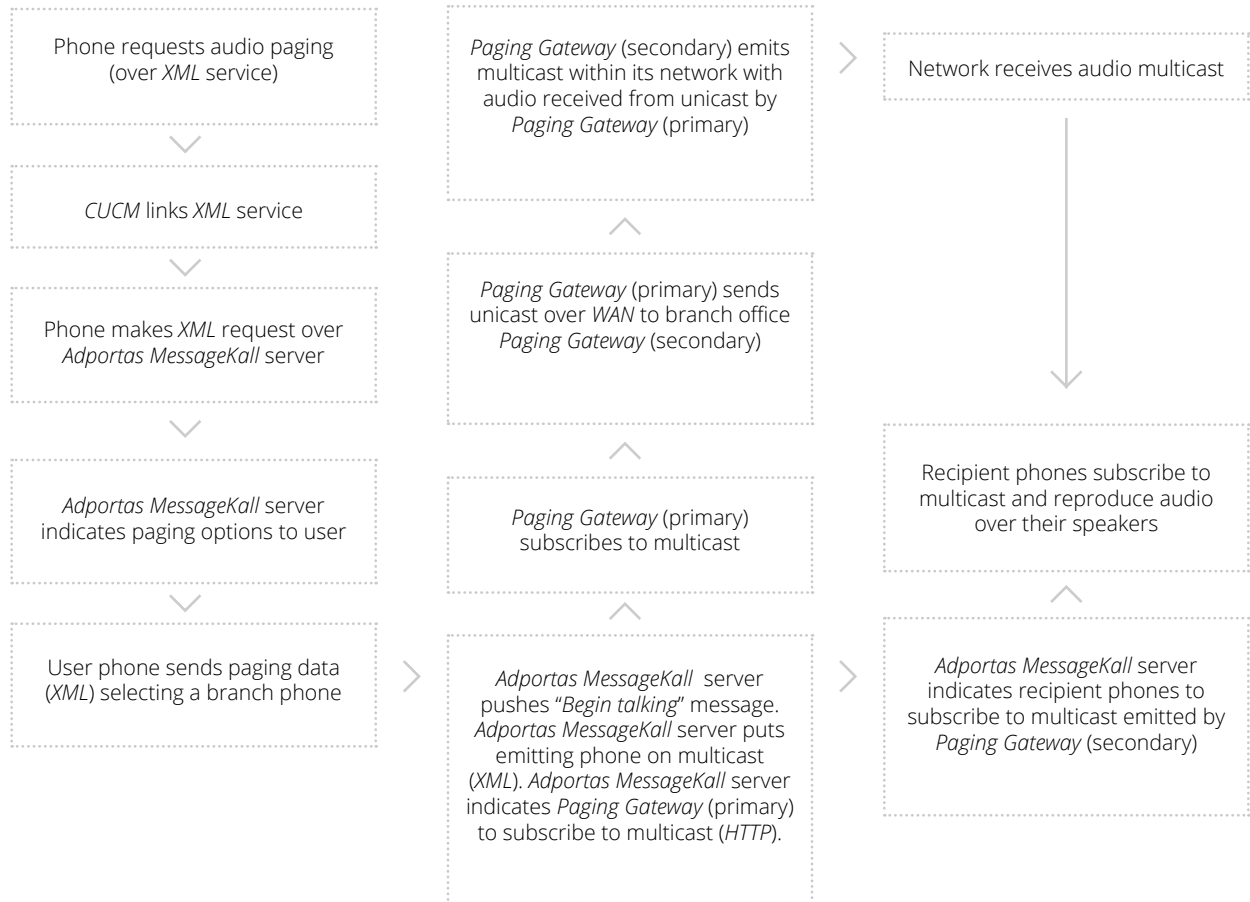
- ***Adportas Paging Gateway* configuration.**

The *Adportas MessageKall* configuration module is able to add, eliminate and maintain *Paging Gateways* for later association with paging phones. Each telephone using this service is then associated to a given *Paging Gateway*, allowing systemic multicast distribution between branch offices.

General paging diagram between branch offices:



Scheme for multicast audio emission between branches



4.4 Text paging.

Adportas MessageKall sends instant text messages (peer to peer or groups) which can be organized as programmed messages with different content. For corporate messages, it can send messages between managers and collaborators.

User interface example for text message sending option:



Instant peer-to-peer text messages



Emergency messages

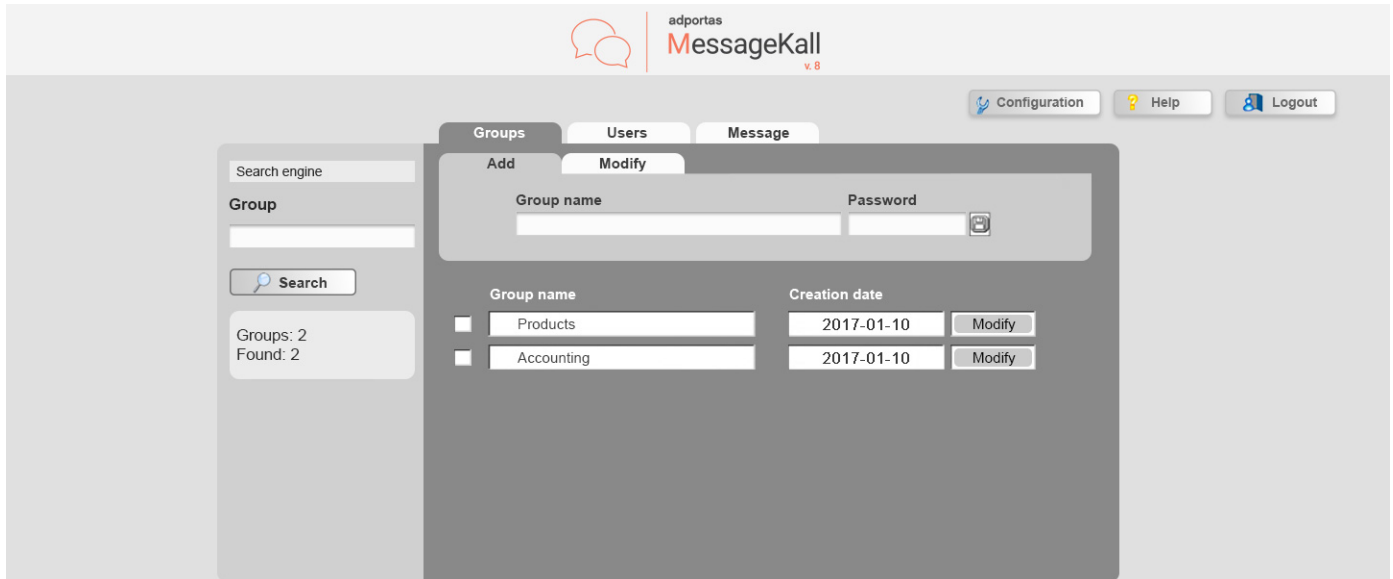
5. Administration web interface.

Creation and modification of paging groups with incorporated search engine.

Adds and modifies groups for messaging.

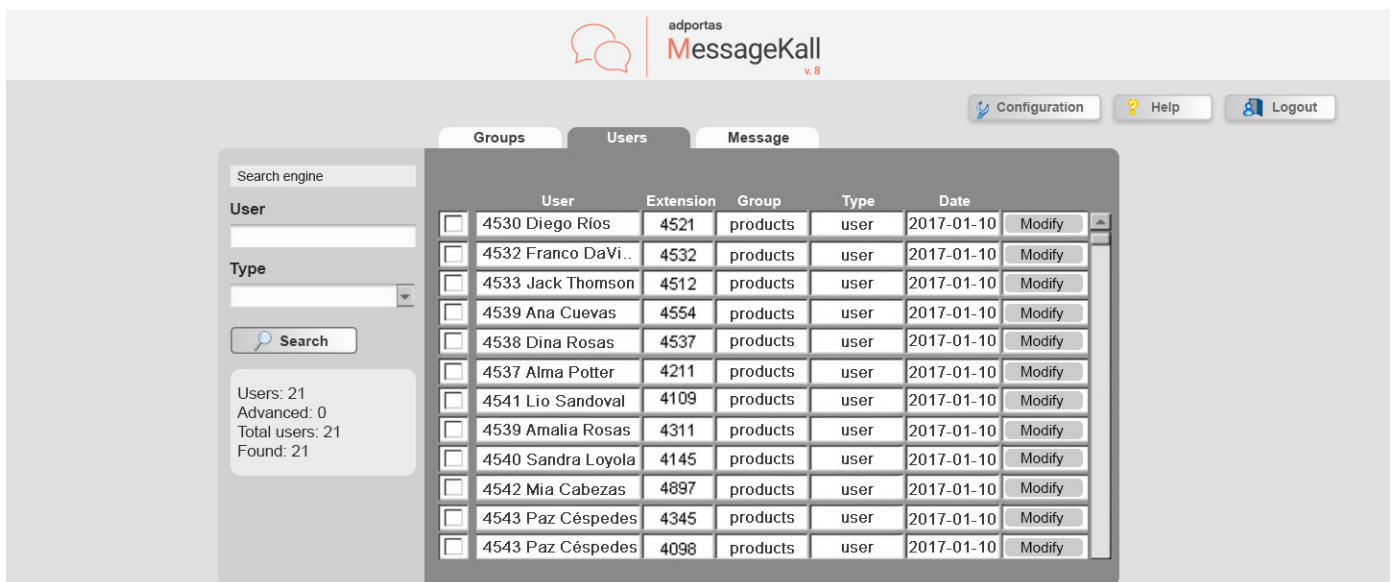
Incorporates a group name description and date of creation.

Use the search engine for easy task management.



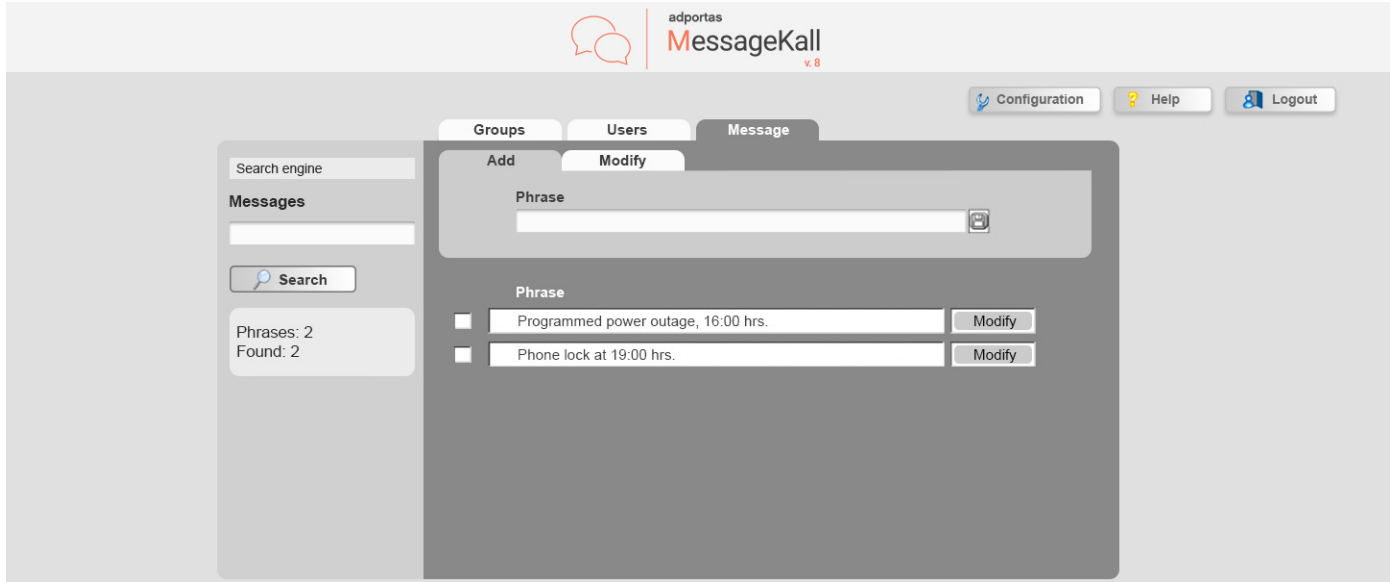
Modify and delete users.

Manages system users by modify and deleting them. These correspond to all configured extensions in the *CUCM*, which are automatically added to *Adportas MessageKall*.



Add, modify and delete text messages.

Add, modify and/or eliminate predetermined text messages to be sent by users. Use the search engine for easy task management.



Requirements

Cisco CallManager IP telephony platform version 8.0 or higher
Application server (depending on technical evaluation)
Multicast enabled internal network
Firewall: enable RTP, SSH, HTTP protocols and ports 16000, 25000, 8081, 80 and 22 between branch offices.